


A: Save the assessment with your score or with your teacher's comments


Take a screen shot of your assessment.

For **Windows**, press: Windows key+Shift+S



A: Save the assessment with your score or with your teacher's comments


Take a screen shot of your assessment.
For **Mac**, press: Command key+Shift+3



Open "Paint".

Programs and Services

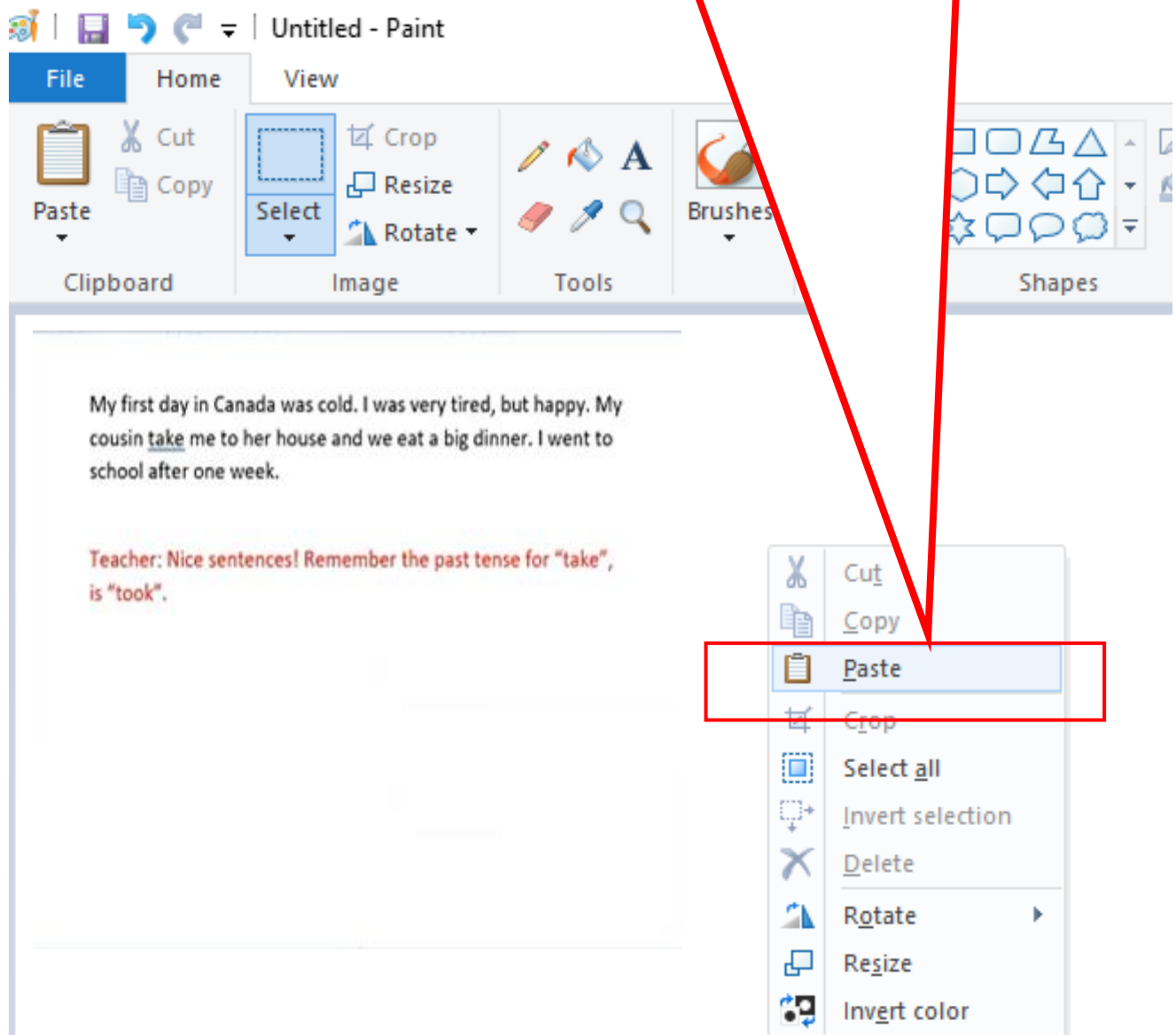
COSTI's main program and service are the services to view current program



MS
Paint

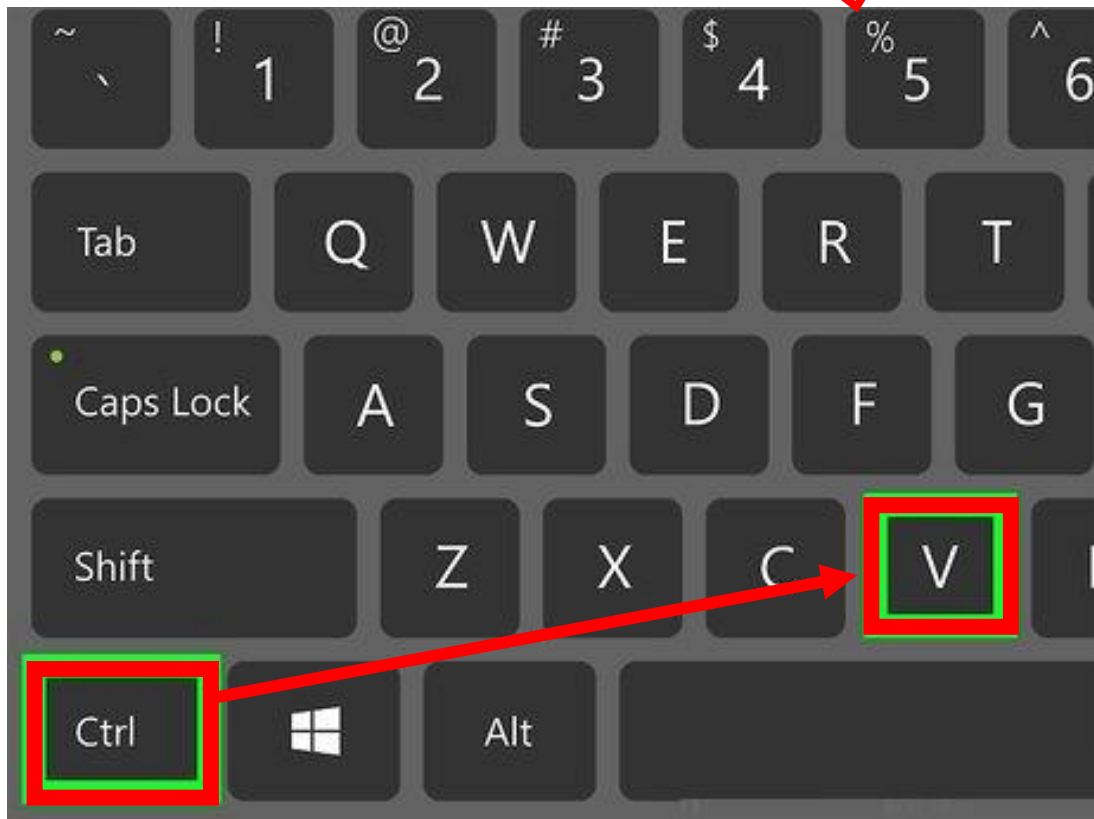
A: Save the assessment with your score or with your teacher's comments

Right click the mouse and select "Paste"



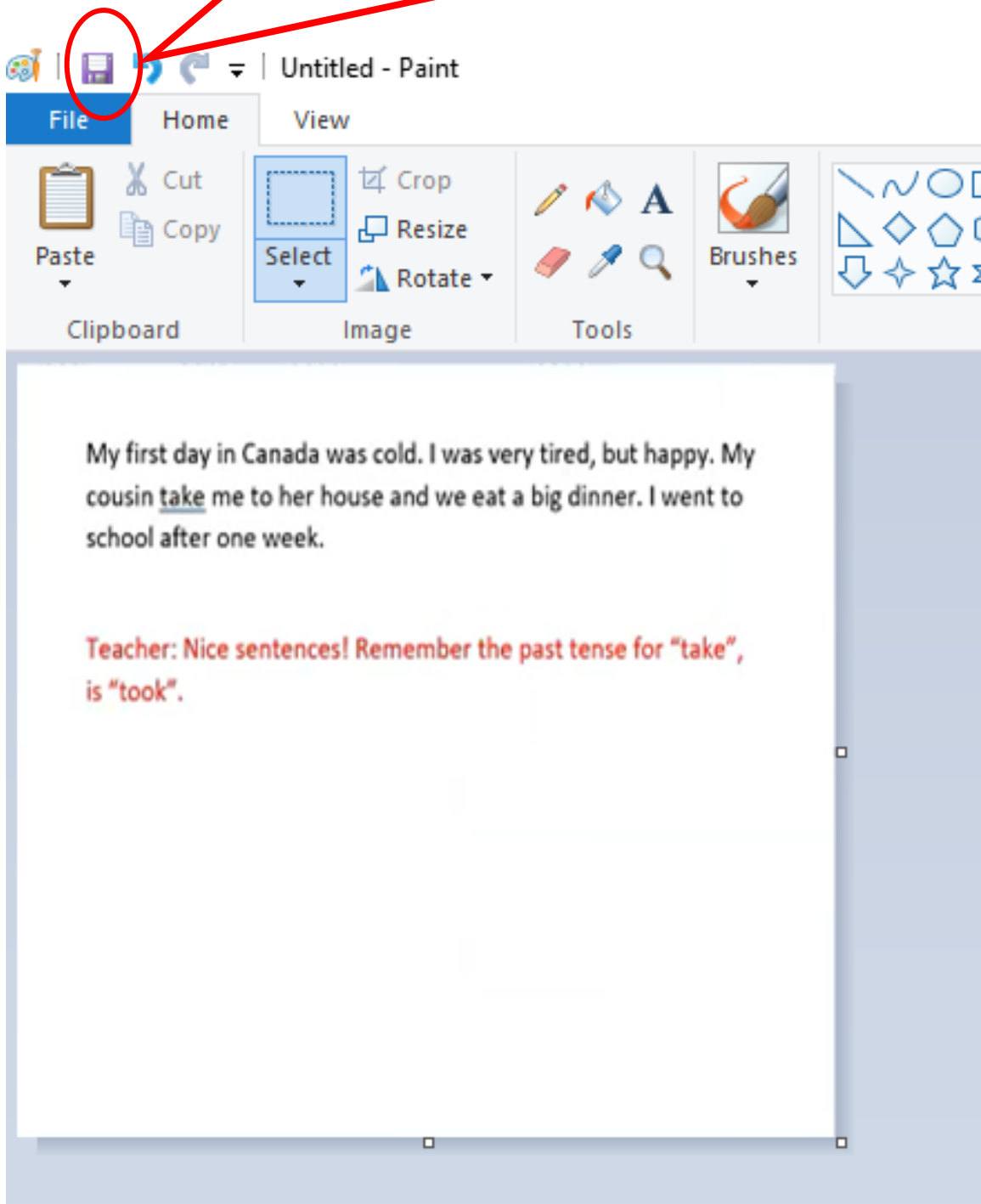
A: Save the assessment with your score or with your teacher's comments

You can also press Ctrl + V to Paste your screenshot.



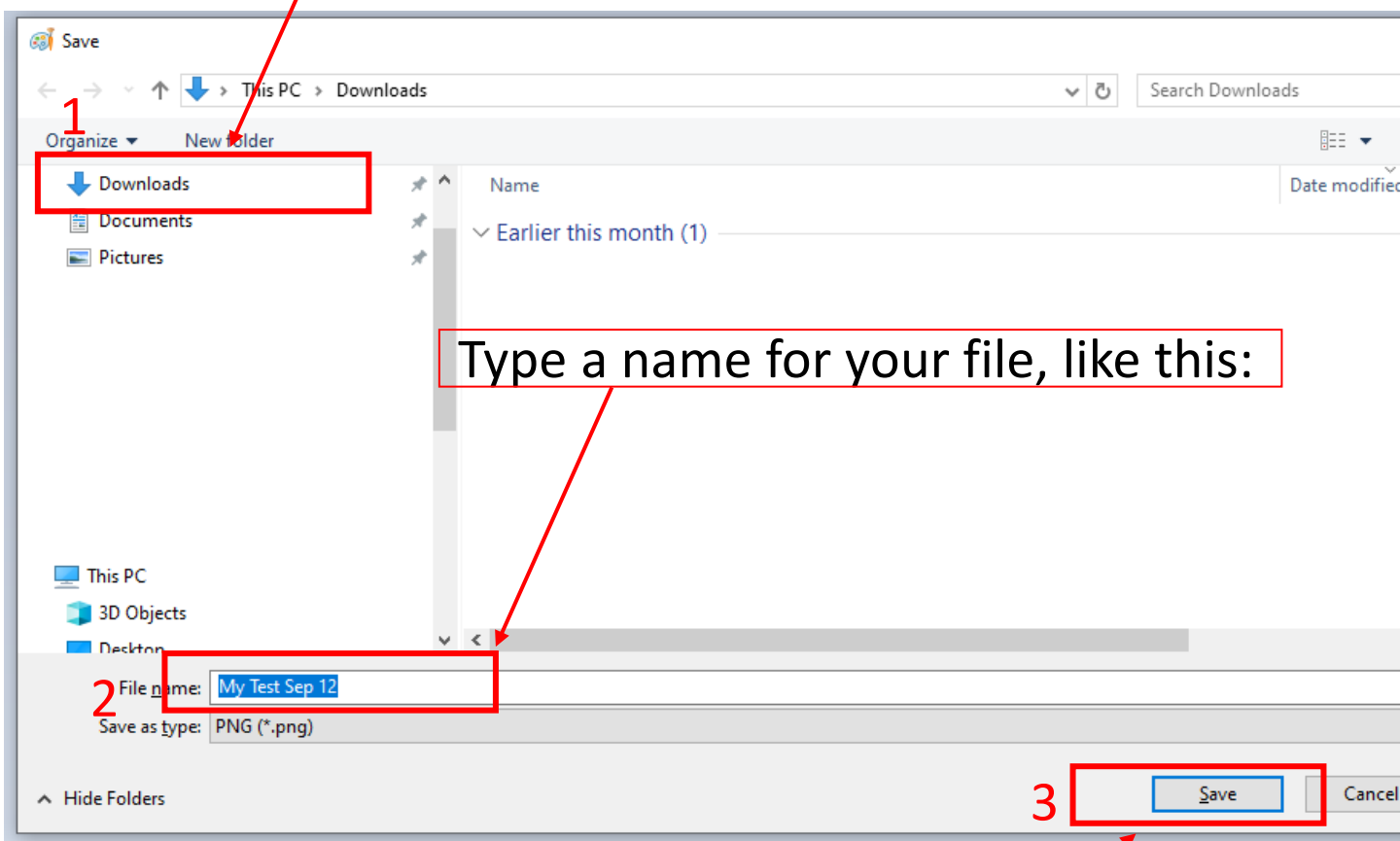
A: Save the assessment with your score or with your teacher's comments

1. Click on the "Save"  Save button



A: Save the assessment with your score or with your teacher's comments

Save it in a folder you will remember. For example, to save in the Downloads folder, click Downloads.

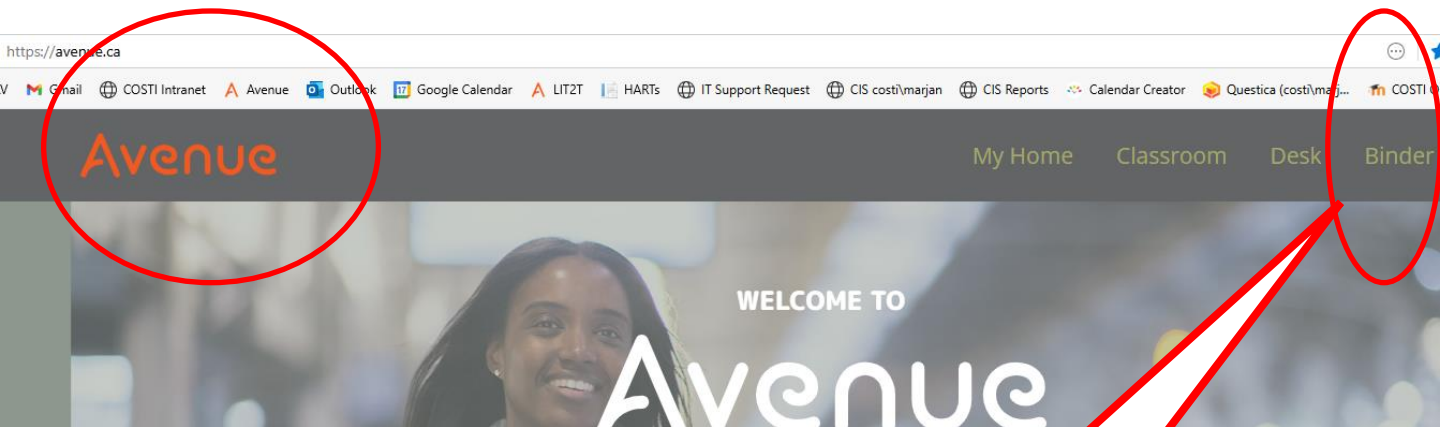


Type a name for your file, like this:

Then click Save.

B. Upload your artifact to Avenue.ca binder:

Log in to Avenue. Ca.
Click this big Avenue logo.



Then click “Binder” here.

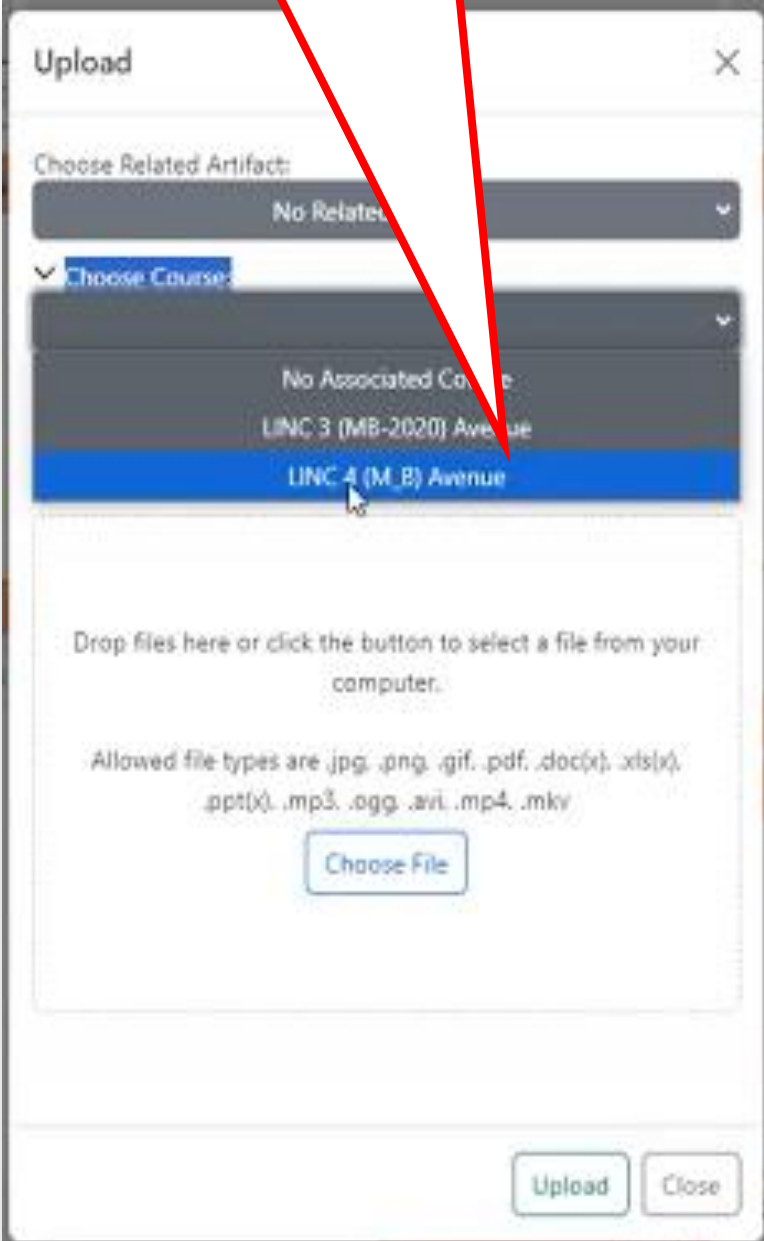
B. Upload your artifact to Avenue.ca binder:

This is the upload button
Click on it.

The screenshot displays the Avenue.ca user interface. At the top, the 'Avenue' logo is on the left, and navigation links for 'My Home', 'Classroom', and 'Desktop' are on the right. Below this is a horizontal menu with five tabs: 'My Portfolio' (highlighted in orange), 'Canadian Language Benchmarks', 'My Canada', 'Where I Live', and 'Helpful English'. Under the 'My Portfolio' tab, there are two dropdown menus: 'LINC 3-4(E_H)(Avenue)' and 'Adel Saadatreza'. Below these are several filter buttons: 'Listening', 'Reading', 'Writing', 'Speaking', 'Other', and 'About Me'. To the right of these are buttons for 'Name', 'Course', 'All', and 'Most Recent'. A red circle highlights an 'Upload' button (represented by an upward arrow icon) located to the right of the 'Most Recent' button. Below the filters, there is a row of five artifact cards, each with a title, a progress bar, and a small icon. The titles are: 'Writing AT- Customs De...', 'Speaking AT- At the Air...', 'AT- Reading Job Classifi...', 'Reading AT- Reading Fli...', and 'Writing AT-Job Applicati...'.

B. Upload your artifact to Avenue.ca binder:

1. Choose your course on Avenue.ca



Upload

Choose Related Artifact:

No Related

Choose Course:

No Associated Course

LINC 3 (MB-2020) Avenue

LINC 4 (M_B) Avenue

Drop files here or click the button to select a file from your computer.

Allowed file types are .jpg, .png, .gif, .pdf, .doc(x), .xls(x), .ppt(x), .mp3, .ogg, .avi, .mp4, .mkv

Choose File

Upload Close

B. Upload your artifact to Avenue.ca binder:

2. Click Choose File.

Upload

Choose Related Artifact:

Artifact

▼ Choose Course:

LINC (Avenue)

▼ Choose Skill:

Learning

▼

Drop files here or click the button to select a file from your computer.

Allowed file types are .jpg, .png, .gif, .pdf, .doc(x), .xls(x), .ppt(x), .mp3, .ogg, .avi, .mp4, .mkv

Choose File

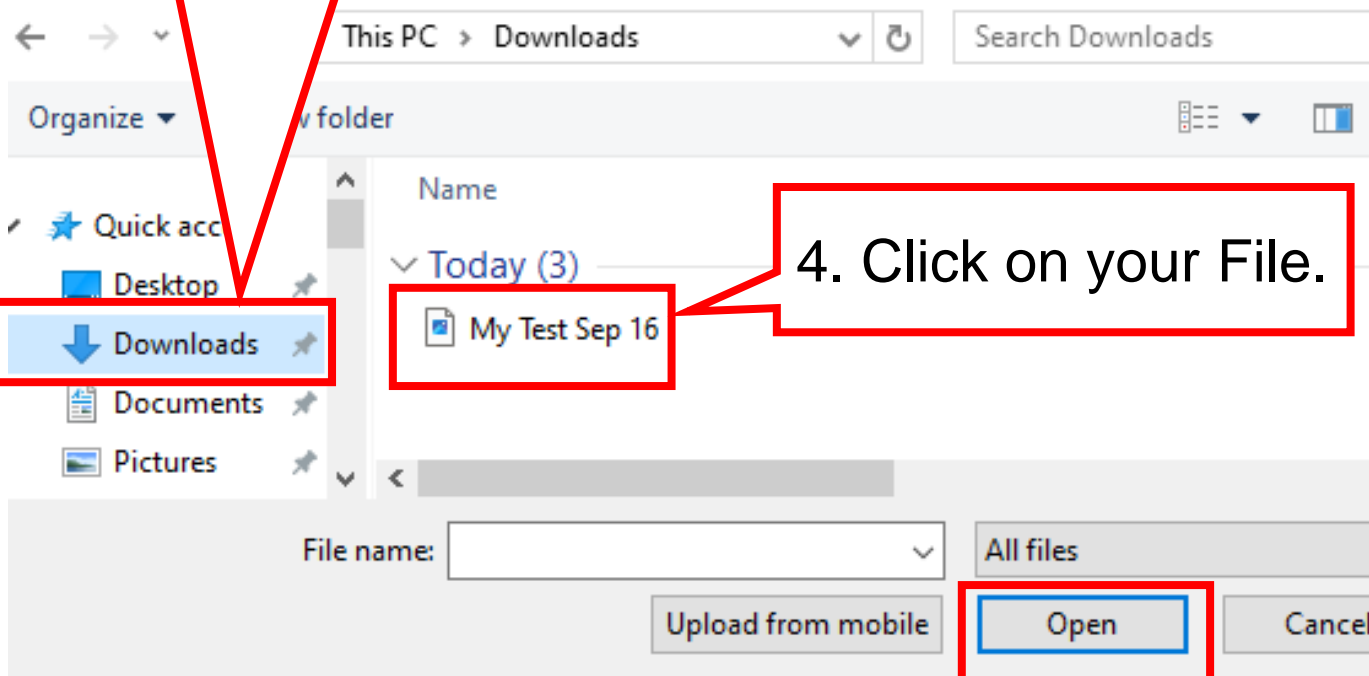
Upload

B. Upload your artifact to Avenue.ca binder:

3. Go to the folder where you saved your file.

4. Click on your File.

5. Click Open



6. Click Upload

Upload

Choose Related Artifact:
No Related Artifact

Choose Course:
LINC 4 (M_B) Avenue

Choose Skill:
Listening

Drop files here or click the button to select a file from your computer.

Allowed file types are .jpg, .png, .gif, .pdf, .doc(x), .xls(x), .ppt(x), .mp3, .ogg, .avi, .mp4, .mkv

Choose File

Speaking assessment June 2024.docx (12kb)

Upload Close

7. After successful upload, click "Close".

Upload

Choose Related Artifact:
No Related Artifact

Choose Course:
LINC 4 (M_B) Avenue

Choose Skill:
Listening

Drop files here or click the button to select a file from your computer.

Allowed file types are .jpg, .png, .gif, .pdf, .doc(x), .xls(x), .ppt(x), .mp3, .ogg, .avi, .mp4, .mkv

Choose Another File

Speaking assessment June 2024.docx (12kb)

Speaking assessment June 2024.docx successfully uploaded.

Upload Close