


Step-by-Step Instructions(6 steps)

Follow the steps below to open and print the Student PDF.



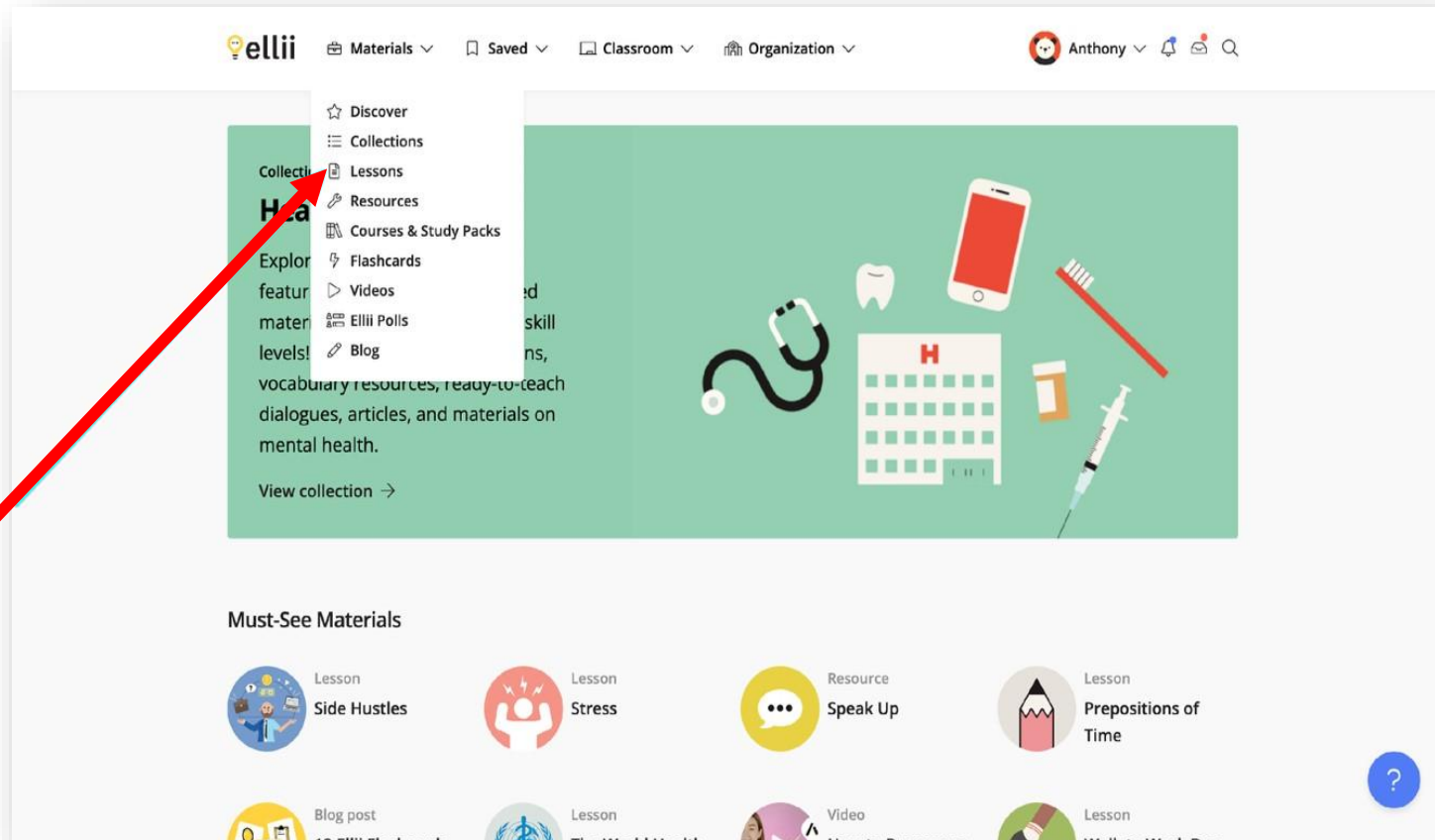
Step 1

Log in to your Ellii account.

Log in (https://ellii.com/sign_in)

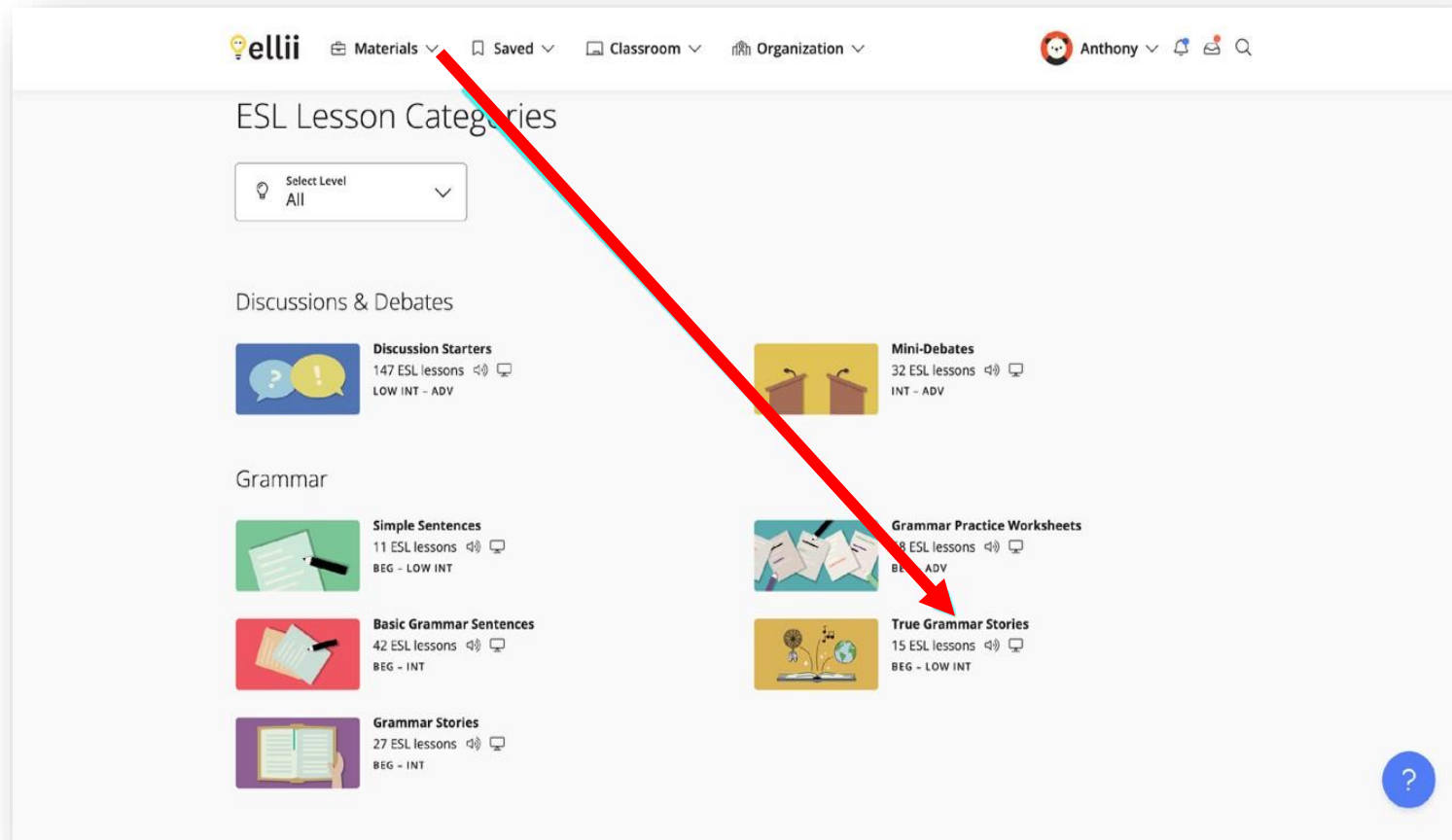


Step 2: Click on **Materials** and select **Lessons** from the drop-down menu.





Step 3: On the **ESL Lesson Categories** page, click into a lesson category.





Step 4: After landing on the lesson category page, choose any lesson you would like to view or print as a PDF.

The screenshot shows the ellii website interface. At the top, there's a navigation bar with the ellii logo, a menu (Materials, Saved, Classroom, Organization), and a user profile (Anthony). The main content area is titled 'True Grammar Stories' and includes a description: 'Help your low-level readers learn grammar in context with these theme-based true stories that focus on a simple grammar target. Most stories will be suitable for all ages. Please review the content if you are teaching young learners.' Below this, there's a 'Select Level' dropdown menu set to 'All'. The page displays a grid of lesson cards under the heading 'Simple Present'. The cards are: 'Exercise Club - Simple Present' (BEG / CLB 1-2), 'Coming of Age - Simple Present' (LOW INT / CLB 3-4), 'Real Places - Articles' (BEG - LOW INT / CLB 2-3), and 'Indigenous People - Simple Present' (BEG - LOW INT / CLB 2-4). Each card has a circular icon, a title, a level, and icons for saving, favoriting, and printing. A red arrow points from the top right towards the 'Simple Present' heading. A blue question mark icon is in the bottom right corner.



Step 5: Once you have clicked into a lesson, you will click **Open PDF**.

The screenshot shows the COSTI lesson interface for 'Exercise Club - Simple Present'. The page includes a sidebar with navigation icons, a top bar with a lightbulb icon, a heart icon, a share icon, and an 'Add to class' button. The main content area features the lesson title 'Exercise Club - Simple Present', a sub-header 'True Grammar Stories', and a description: 'In this lesson, students read three stories that use the simple present in context. They also answer comprehension questions. More tasks are available in the digital version, including vocabulary practice using the bold words and grammar review exercises.' Below the description are two buttons: 'Launch Tasks' and 'Open PDF'. A red arrow points to the 'Open PDF' button. To the right of the text is a circular image of dumbbells. Below the main content area is a 'Focus' section with tags: 'foundational', 'reading', 'grammar', 'simple present', 'plural nouns', and 'non-fiction'. Below that is a 'Vocabulary' section with tags: 'exercise', 'run', 'weekends', 'weights', 'outside', 'rain', 'yoga', 'backyard', 'mat', 'blanket', 'bird', 'free', 'jokes', 'laugh', 'stories', and 'body'. At the bottom is a 'Related Materials' section.

COSTI How to Print Lessons: Student Version

If you are printing to hand out the lesson in class or sending it to your students online via email, click on the *PDF versions* button to choose the student version.

You can also choose the spelling from this drop-down menu.

The screenshot displays the ESL Library website interface. On the left, a sidebar lists PDF resources: 'Julie's Exercise Class', 'Brenda's Yoga Class', and 'Kristin's Funny Jokes'. The main content area shows a lesson titled 'Julie's Exercise Class' under the 'Exercise Club - Simple Present' category. The lesson includes a reading section 'A. Reading' with three paragraphs about Julie's exercise routine. To the right of the text is an illustration of a barbell and two dumbbells. On the far right, a dropdown menu is open, showing options for spelling: 'US', 'Canada' (selected with a checkmark), 'UK', 'Teacher', and 'Student' (also selected with a checkmark). Two red arrows point to the 'Canada' and 'Student' options. At the bottom, a video player shows 'Track 1 of 6' with a play button and a 00:29 duration.



Step 6: To print the lesson for class, select the print icon in the top right corner of the page (depending on your browser and PDF viewer attached to your browser).

Please let us know if you have any difficulty locating the Student PDFs or if you need any help printing lessons.

[Contact us](https://ellii.com/contact)
(<https://ellii.com/contact>)

